






SELECT A COLLECTION We can custom bend our metal poles and CS tracks for your unique window projects.

- | | | |
|-----------------------|-----------------------------|--|
| Affinity 1 1/2" pole | Fifth Avenue 1 1/4" pole | Tuxedo 1 1/8" pole |
| Chalet 3/4" pole | Glydea™ Track 1 1/4" square | Park Avenue 1 1/4" pole |
| CS Tracks 3/4" square | Manhattan 1 1/2" square | Signature Metal 1/2", 1", 1 1/2" poles |

SPECIFY YOUR REQUIREMENTS

Style:  Bay  Compound Bay  90° Bay  Bow  Compound Bow

Drapery Treatment Style: Single Treatment Double Treatment


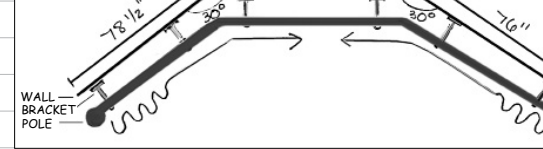
Collection: Affinity Chalet Fifth Avenue Glydea Manhattan Park Avenue Signature Metal Tuxedo

Please provide us with the following information to aid us in the quoting process:

Rod/CS Track	Item#	Finish	Qty	Length	Comments
Secondary Rod	Item#	Finish	Qty	Length	Comments
Finials/Endcaps	Item#	Finish	Qty		Comments
Rings/Glides	Item#	Finish	Qty		Comments
Brackets	Item#	Finish	Qty		Comments
Baton	Item#	Finish	Qty	Length	Comments

SKETCH

Please provide a drawing of your window design including dimensions. Send via fax.

	<div data-bbox="998 1001 1567 1203" data-label="Diagram">  </div>
--	---

IMPORTANT: Indicate if your drawing reflects: Wall-To-Wall Measurements Actual Rod Measurements

Installation Date	Account#	Business			
Address		City	State	Zip	
Contact		Phone	Email		